



# MIX

FEEDING EQUIPMENT



## FEED MIXER WAGON [ SELF-PROPELLED MACHINES ]



# MADE FOR ME



THE STORY

# MADE FOR ME

## [ PAUL'S CHALLENGE ]

Our farm has grown tremendously in recent years. We have several employees to help us with the work. Animals have to be fed in different barns, some further away. What we need is not only a new feed mixer wagon, but also a more powerful tractor - which would be used more or less only for feeding. That is why we are in search of a convenient, automatic feeding solution that operates independently and efficiently.

## [ OUR SOLUTION ]

A compact and convenient solution for transporting feed from one barn to the next: Our self-propelled V-MIX Drive feed mixer wagons are designed to do exactly that. All tasks involved in feeding are combined in one maneuverable machine, without the need for a separate towing machine. The main element is the patented structured roller for gentle and extremely robust fodder removal. In addition, the mixing augers are adapted to the container height to achieve an efficient and smooth mixing process – for optimal feed.

Different discharge variants include the right option for every farm.

THIS SOLUTION IS MADE FOR PAUL!



### **We made Paul's challenge our own.**

That is what motivates us at BvL: We work closely with farmers around the world to further develop our modular feeding technology and adapt it to individual requirements. In a process of personal exchange we define flexible machine solutions for the exact farm requirements, such as the number of animals, feed mixtures, barn types and the machine park – solutions that are sustainable and future-proof.

**FOR FARMERS LIKE PAUL. FOR FARMERS LIKE YOU.**

### **We will find the best solution for you, too.**

The basis for your solution is our flexible V-MIX series with external loaders, self-loading and self-propelled machines, and stationary mixers, all time-proven and optimized for changing requirements. Individualization is at the heart of your solution: We work with you to analyze your requirements and configure a feed mixer that does what you need. Our goal is to make your work easier and more efficient – with an individual solution about which you know:

**BvL MADE THAT FOR ME.**

Discover  
**MORE STORIES**  
from farmers like you!



# OUR DAILY GOAL – THE BEST WAY TO SUPPORT YOUR WORK

## You work every day to provide the best food.

Monday, Tuesday, Wednesday, in all weather, Thursday, Friday, in summer and winter, Saturday, Sunday, early and late – every day you give your best for the best food and healthy animals. You need a partner who works the way you do, thinks the way you do, feels the way you do. You need a partner like BvL.

## We work every day for you!

We are an owner-operated family company that has been working for and with agriculture all around the world since 1860. In more than 160 years, generations of people with brains have been doing pioneering work for the industry, making BvL a leading partner for modern feeding and bedding technology.

We know the challenges and developments of the industry – and always think ahead to make animal husbandry and agriculture simpler, more efficient and safer. That farmers put so much confidence in our solutions is why we feel the responsibility and motivation to give our best, every day.

[ **MADE IN  
GERMANY** ]

since  
[ **1860** ]

## Made in Germany

At our home location in Emsbüren in the Emsland region, we develop and produce solutions with a high vertical range of manufacture and our own experienced staff. Individual, modular configuration is an integral part of our concept – for high-performance and custom-tailored high technology for your day-to-day operations.

Our goal: Safe farming for humans and animals.

## Made for the future

We practice sustainability at all levels: Our actions are economically and ecologically logical – with long-lasting and energy-efficient machines that save resources. Our way of thinking is networked, and we use intelligent, digital management systems that are designed with safety in mind.

Our goal: Sustainable handling of resources and the environment.

**WE ARE BvL.  
INNOVATIVE. EXPERIENCED. STRONG.**



[ 1860 ]

Established as a blacksmith's workshop in Emsbüren

[ 1978 ]

Production of the first vertical mixer



# [ V-MIX SELF-PROPELLED MIXER ]

THE MANEUVERABLE FEED MIXER WAGON WITH A STRUCTURED ROLLER AND MANY CONVENIENT FEATURES



## Self-propelled mixing wagon for individual everyday use

Every farm has special requirements based on the local circumstances, such as the size of the herd, stables, and silage areas. Personnel also varies considerably. For the right feeding solution on your farm, you can choose from several self-propelled basic models with numerous options.

## Variants for every requirement

Mixing wagons of the V-MIX Drive series are equipped with one or two mixing augers, depending on the size of the mixing hopper, for a perfect mixture. The mixing auger is always optimally adapted to the container shape – as small as possible, but as large as necessary. This guarantees optimal utilization of the container capacity, as well as a smooth and gentle mixing process.

[ 10 ]

Basic types

[ 9 ]

Variants

[ 90 ]

Combinations

## Smart technology

The control units for BvL self-propelled mixer wagons are designed for maximum user convenience and efficiency. Automatic regulators ensure a high level of precision. The patented structured roller is a convenient feature that preserves the fodder structure during removal.

## Custom sizes and features

The self-propelled models of the V-MIX Drive series have a capacity of 11 m<sup>3</sup> to 23 m<sup>3</sup>. The availability of different features makes it possible for us to build all self-propelled mixer wagons to meet your individual requirements.

### V-MIX DRIVE OVERVIEW



V-MIX DRIVE MAXIMUS PLUS 11 TO 17-1S

1-AUGER MIXER



V-MIX DRIVE MAXIMUS PLUS 19 AND 21-2S

2-AUGER MIXER

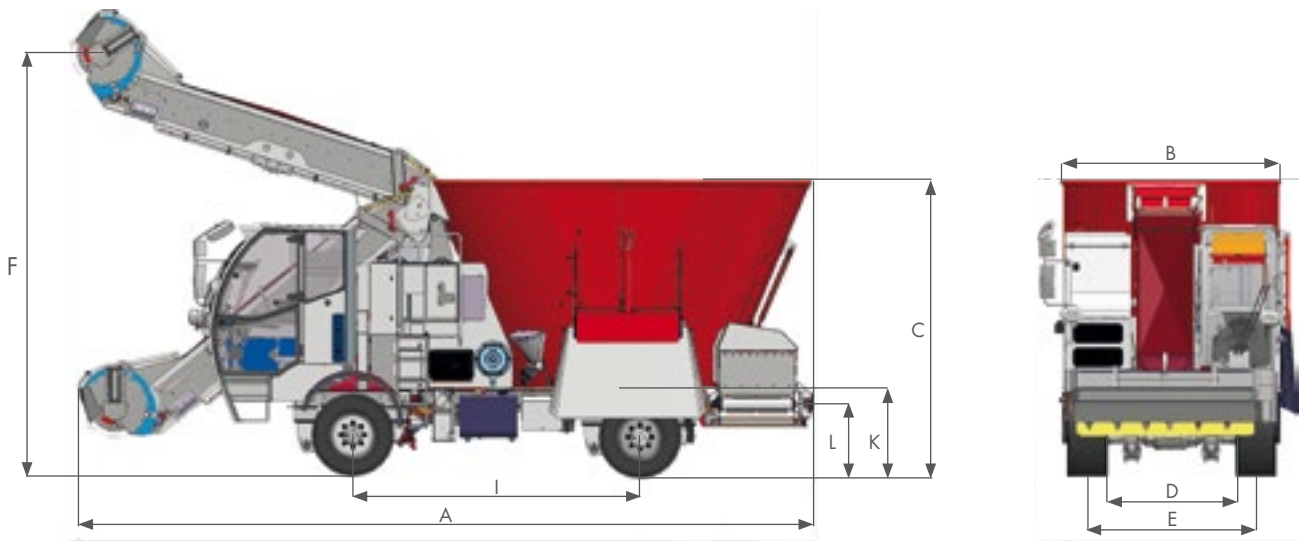


V-MIX DRIVE MAXIMUS GIANT 19 TO 23-2S

2-AUGER MIXER

# V-MIX DRIVE MAXIMUS PLUS 1S

## 1-AUGER MIXER

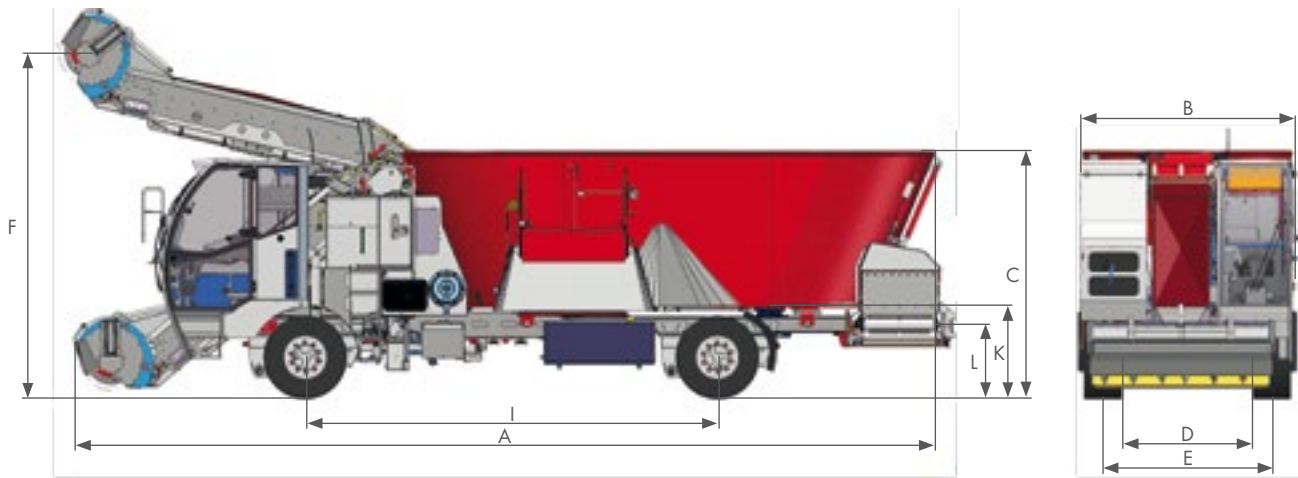


Model	11-1S	13N-1S	13H-1S	15-1S	17-1S
Number of mixing augers	1	1	1	1	1
Flights per auger	1.5	1.5	2	2	2.5
A: min. total length	6.84 m	6.97 m	7.03 m	8.17 m	8.24 m
I: Wheelbase	3.25 m	3.25 m	3.25 m	3.25 m	3.25 m
B: min. total width	2.37 m	2.47 m	2.37 m	2.47 m	2.47 m
C: min. total height	2.79 m	2.79 m	3.01 m	3.01 m	3.21 m
F: max. removal height	4.80 m	4.80 m	5.00 m	5.00 m	4.60 m
K: EDS discharge height	0.84 m - 0.99 m	0.84 m - 0.99 m	0.84 m - 0.99 m	0.84 m - 0.99 m	0.84 m - 0.99 m
L: Discharge height CC, low tires 2WS	0.64 m - 0.80 m	0.64 m - 0.80 m	0.64 m - 0.80 m	0.64 m - 0.80 m	0.64 m - 0.80 m
Turning radius (over everything) with 4-wheel steering	5.40 m	5.40 m	5.40 m	5.40 m	5.40 m
Turning radius (over everything) with 2-wheel steering	8.50 m	8.50 m	8.50 m	8.50 m	8.50 m
D: Inside gauge	1.40 m	1.40 m	1.40 m	1.40 m	1.40 m
E: Track	1.92 m	1.92 m	1.92 m	1.92 m	1.92 m
Empty weight with standard features	11200 kg	11400 kg	11400 kg	11600 kg	11800 kg
Max. payload	6300 kg	6300 kg	6300 kg	6300 kg	6300 kg
Gross weight for road use acc. to traffic regulations	18000 kg	18000 kg	18000 kg	18000 kg	18000 kg

Dimensions can differ depending on the options and are subject to modification as a result of technological progress.

## V-MIX DRIVE MAXIMUS PLUS 2S

### 2-AUGER MIXER



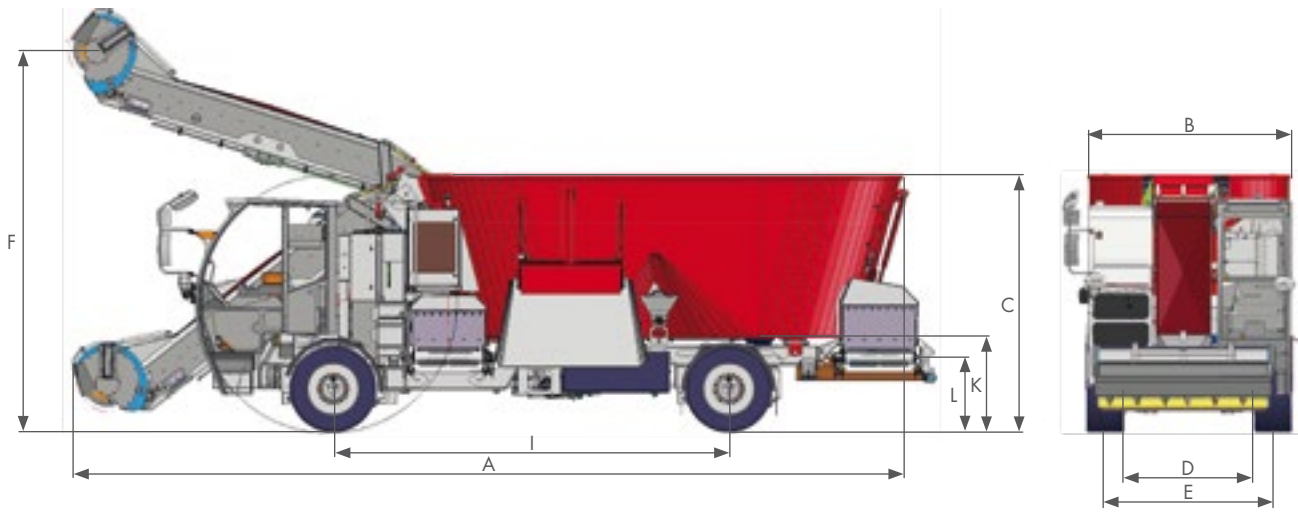
Model	19-2S	21-2S
Number of mixing augers	2	2
Flights per auger	2	2
A: min. total length	9.63 m	9.85 m
I: Wheelbase	4.62 m	4.62 m
B: min. total width	2.37 m	2.37 m
C: min. total height	2.72 m	2.80 m
F: max. removal height	4.60 m	4.60 m
K: EDS discharge height	1.0 m	1.0 m
L: Discharge height CC, low tires 2WS	0.73 m	0.73 m
Turning radius (over everything) with 4-wheel steering	7.25 m	7.25 m
Turning radius (over everything) with 2-wheel steering	11.75 m	11.75 m
D: Inside gauge	1.40 m	1.40 m
E: Track	1.92 m	1.92 m
Empty weight with standard features	13800 kg	14000 kg
Max. payload	7000 kg	7000 kg
Gross weight for road use acc. to traffic regulations	18000 kg	18000 kg

Dimensions can differ depending on the options and are subject to modification as a result of technological progress.



# V-MIX DRIVE MAXIMUS GIANT 2S

## 2-AUGER MIXER



Model	19-2S	21-2S	23-2S
Number of mixing augers	2	2	2
Flights per auger	2	2	2.5
A: min. total length	9.75 m	9.93 m	9.86 m
I: Wheelbase	4.62 m	4.62 m	4.62 m
B: min. total width	2.30 m	2.30 m	2.30 m
C: min. total height	2.76 m	2.92 m	3.08 m
F: max. removal height	5.25 m	5.25 m	5.20 m
K: EDS discharge height	1.04 m	1.04 m	1.04 m
L: Discharge height CC, low tires 2WS	0.78 m	0.78 m	0.78 m
Turning radius (over everything) with 4-wheel steering	7.60 m	7.60 m	7.60 m
Turning radius (over everything) with 2-wheel steering	10.80 m	10.80 m	10.80 m
D: Inside gauge	1.40 m	1.40 m	1.40 m
E: Track	1.92 m	1.92 m	1.92 m
Empty weight with standard features	14360 kg	14850 kg	15,200 kg
Max. payload	9000 kg	9000 kg	9000 kg
Gross weight for road use acc. to traffic regulations	18000 kg	18000 kg	18000 kg

Dimensions can differ depending on the options and are subject to modification as a result of technological progress.

## V-MIX DRIVE MAXIMUS PLUS 11 TO 17-1S

### 1-AUGER MIXER



### Very compact and maneuverable 4-cylinder self-propelled mixer wagon with 174 HP

**Compact and maneuverable** – the essence of the self-propelled feed mixer wagon V-Mix Drive Maximus Plus. With a capacity of 11 to 17 m<sup>3</sup>, compact dimensions and a tight

wheelbase, the wagon can maneuver in virtually any stable on any farm. All models are equipped with a robust structured roller for fast and gentle fodder removal.

#### YOUR DATA



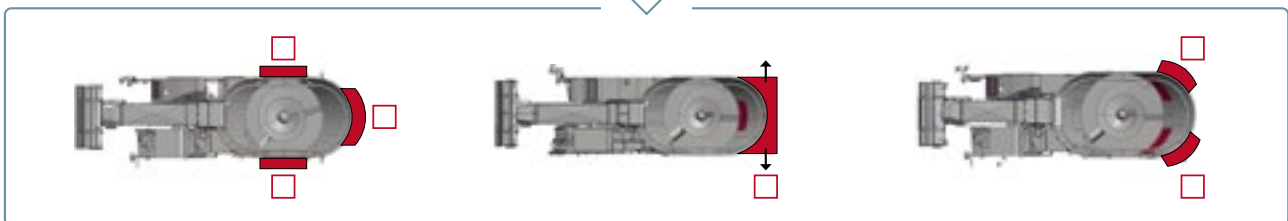
Number of animals:

Number of feed locations

Maximum height:

Discharge height:

#### SELECT YOUR APPROPRIATE DISCHARGE OPENING



#### THE POSSIBLE CHOICES



	Total width in case of single discharge	Total width in case of double discharge	Machine width in case of transverse conveyor	Total length	Total height	Empty weight	Max. payload	Max. removal height
	m	m	m	m	m	kg	kg	m
<input type="checkbox"/> 11-1S	2.5	2.62	2.4	6.84	2.9	11200	6300	4.8
<input type="checkbox"/> 13N-1S	2.55	2.7	2.5	6.97	2.9	11400	6300	4.8
<input type="checkbox"/> 13H-1S	2.5	2.62	2.4	7.03	3.1	11400	6300	5.0
<input type="checkbox"/> 15-1S	2.55	2.7	2.5	8.17	3.1	11600	6300	5.0
<input type="checkbox"/> 17-1S	2.55	2.7	2.5	8.24	3.33	11800	6300	4.6

The specified technical data refer to the standard features.

More information:



# V-MIX DRIVE MAXIMUS PLUS 19 AND 21-2S

## 2-AUGER MIXER



### The 4-cylinder self-propelled mixer wagon with two augers and 174 HP

Large volume in an extremely compact design – that describes the V-MIX Drive Maximus Plus 2S with a capacity of 19 or 21 m<sup>3</sup>. Two mixing augers driven by a worm gear and a

separate hydraulic pump ensure an extremely reliable mixing process. As with all BvL self-propelled machines, the auger speed is continuously adjustable.

#### YOUR DATA


Number of animals:

Number of feed locations

Maximum height:

Discharge height:

#### SELECT YOUR APPROPRIATE DISCHARGE OPENING



#### THE POSSIBLE CHOICES

	Total width in case of single discharge	Total width in case of double discharge	Machine width in case of transverse conveyor	Total length	Total height	Empty weight	Max. payload	Max. removal height
	m	m	m	m	m	kg	kg	m
<input type="checkbox"/> 19-2S	2.53	2.64	2.37	9.63	2.75	13800	7000	4.6
<input type="checkbox"/> 21-2S	2.53	2.64	2.37	9.85	2.83	14000	7000	4.6

The specified technical data refer to the standard features.



More information:

## V-MIX DRIVE MAXIMUS GIANT 19 TO 23-2S

### 2-AUGER MIXER



### Maneuverable self-propelled model in XL format with a HP 224 6-cylinder engine

Our self-propelled V-MIX Drive Maximus Giant 2S gives you the benefit of gentle removal technology. The 2-meter wide structured roller is equipped with wear-resistant tooth

segments. This preserves the fodder structure and quality during removal. Despite its size, the wagon is designed for good maneuverability.

#### YOUR DATA

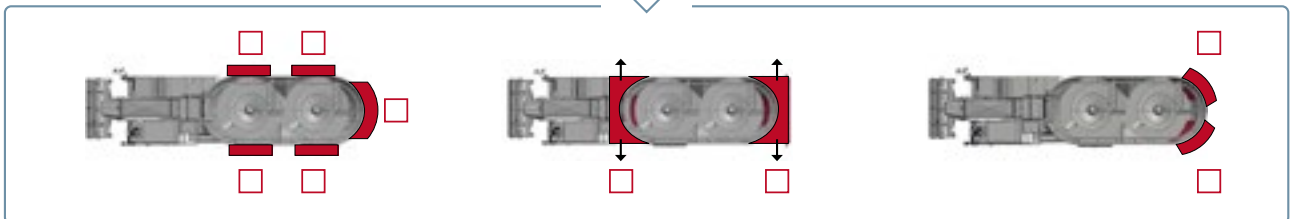
Number of animals:

Number of feed locations

Maximum height:

Discharge height:

#### SELECT YOUR APPROPRIATE DISCHARGE OPENING



#### THE POSSIBLE CHOICES

	Total width in case of single discharge	Total width in case of double discharge	Machine width in case of transverse conveyor	Total length	Total height	Empty weight	Max. payload	Max. removal height
	m	m	m	m	m	kg	kg	m
<input type="checkbox"/> 19-2S	2.5	2.63	2.3	9.75	2.81	14400	9000	5.25
<input type="checkbox"/> 21-2S	2.5	2.63	2.3	9.93	2.97	14900	9000	5.25
<input type="checkbox"/> 23-2S	2.5	2.63	2.3	9.86	3.13	15200	9000	5.2

The specified technical data refer to the standard features.

More information:





# [ FEED DISCHARGE ]

FLEXIBLE CAPABILITIES



## EXAMPLES OF DISCHARGE VARIANTS



## USEFUL EXTENSION – LATERAL ADJUSTMENT FOR TRANSVERSE CONVEYORS



Optionally, transverse conveyors can be adjusted continuously up to 30 cm to the right and left. In retracted state, the conveyor does not protrude beyond the hopper and is extended only when needed. Continuously adjusted speed regulation of the transverse conveyor, as a standard feature, allows optimal control of the discharge width.

## YOUR CHOICES



- Feed chute from above
- Fiber door
- Side elevator
- Rubber lip
- Lateral adjustment

# [ THE PROFILED ROLLER ]

## GENTLE REMOVAL OF FODDER



The patented structured roller is the heart of the V-MIX Drive. The coarse profile of the structured roller teeth combs the fodder in the silage block from top to bottom without damaging the structure of the fodder. The large distance between the comb teeth and the roller core enables high depth of removal. The fodder components are removed efficiently while maneuvering is minimized during loading.



### HOW THE STRUCTURED ROLLER WORKS

- **Effective:** Large distance between the comb teeth and the roller core allows fast fodder removal
- **Gentle:** After 2.5 flights at the most, the fodder is transferred by the spreading elements onto the central elevator conveyor
- **Durable:** Combination of low speed (approx. 300 rpm) and high torque reduces wear on the machine and saves fuel
- **Convenient:** Asymmetrical comb teeth ensure smooth operation



The offset arrangement of the structure elements ensures extremely smooth operation of the structured roller. The large distance between the roller core and the elements minimizes wear.

You can request an additional knife set to achieve more intense chopping of the fodder for compact feeding, for example.

### YOUR CHOICES



Additional knife set for structured roller

Highly wear-resistant structure elements

# [ THE CAB ]

## CONVENIENT FEATURES FOR DAILY OPERATION



### YOUR CONVENIENCE ADVANTAGES AT A GLANCE

- Comfortable and modern driver's cab
- Control unit integrated in driver's seat
- Intuitive one-joystick operation
- Multi-mode drive system
- Intelligent control of hydraulic functions
- Cab with windows all around (good view for road driving)



### YOUR CHOICES



Bird view

Multi-drive mode







## [ POWER LED LIGHTS ]

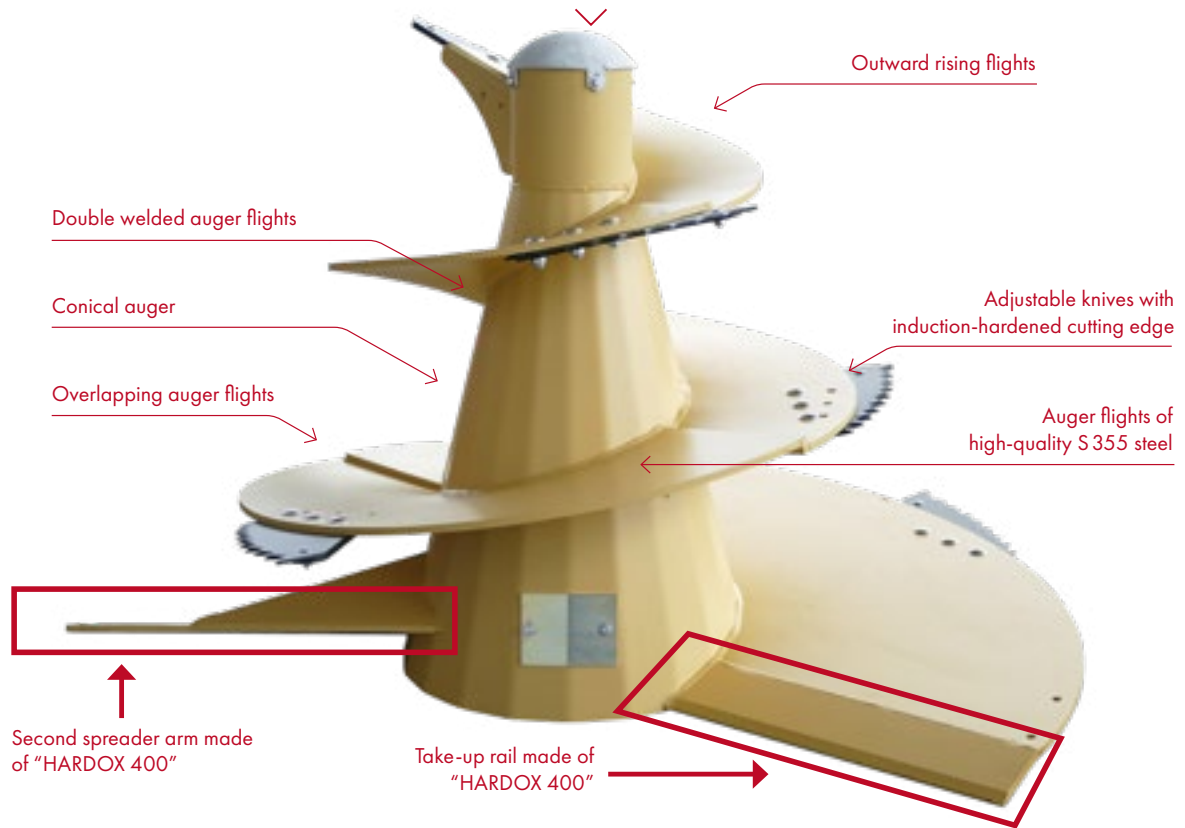
FOR THE BEST VIEW ALSO AT NIGHT



The extensive V-MIX Drive lighting options enable individual illumination according to your requirements. The LED power light bars can be placed at different positions on the cab and mixing container.

# [ THE RIGHT MIXING AUGER ]

## THE CORE COMPONENT OF THE BvL FEED MIXER WAGONS




### Mixing made easy

The mixing auger is the core component of the mixing wagon and therefore always the focus of our research and development. All mixing augers are designed for a power-saving mixing process that preserves the structure of the feed.

### Customized version

The mixing auger can not only be adjusted for different feed types utilizing the knife adjustment. It is also available with the following equipment to meet your exact requirements: hard facing, auger blades, different knife types, catching magnets, etc.



INDIVIDUAL FEATURES FOR YOUR MIXING AUGER




**A** CATCHING MAGNET




**B** AUGER BLADE



**C** STAINLESS STEEL FACING



**D** FIBRE CUT KNIFE



**E** AUGER COVER

**A** CATCHING MAGNET Nails, barbed wire or other dangerous metal objects are caught by our high-strength HD neodymium magnet. **B** AUGER BLADE The auger blade helps to center the fodder. **C** STAINLESS STEEL FACING Effective mixing requires a right-angled edge on the outside of the flight. The high-quality stainless steel facing ensures a powerful upward motion and fast mixing, as well as a long service life. **D** FIBRE CUT KNIFE The patented Fibre Cut knife on the discharge arm of the amixing auger supports chops the fodder. **E** AUGER COVER The standard auger cover on the gearbox seals the interior of the mixing auger.

YOUR CHOICES



Catching magnet

Auger blade

Stainless steel facing

Fibre Cut knife

Auger cover



# [ V-CONNECT DAIRY FEEDER ]

WELL-PLANNED FEED MANAGEMENT



## Digital solution for daily use

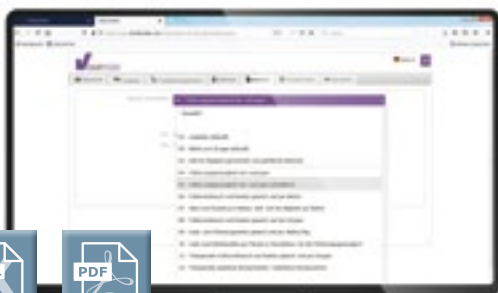
The V-CONNECT Dairy Feeder mobile feed management system is a user-friendly system that supports your daily feeding process. It can be combined with virtually any feed mixer wagon. Permanent and traceable storage of feed data in a database allows easy access anytime and anywhere.

What we offer:

- Feed component and group management, recipe formulation
- Mixing time specification
- Extensive reports and analyses (feed precision, times, feed costs, FCE, IOFC, inventory management, etc.)
- Management of rights for different users
- Interfaces to selected software
- Software updates, automatic synchronization, data storage and support
- and much more!

[ SMART FEEDING ]

[ DATA MANAGEMENT ]



More information:




# [ SMART FEATURES OF THE SELF-PROPELLED MIXER ]

FOR MORE PERFORMANCE FROM YOUR FODDER



## Creep speed function

The creep speed function allows you to set the maximum continuously adjustable driving speed. This ensures extremely sensitive control of the accelerator pedal. Fine adjustment of the speed simplifies maneuvering.



## Automatic mixing system

After the mixing container is filled, the automatic mixing system (standard equipment) can be activated at the push of a button. There are settings for the auger speed and mixing time. The result is a consistent feed mix every day.



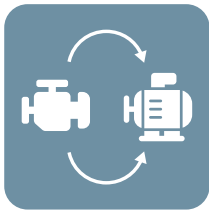
## Remove access for servicing

The RAS module, a standard component, allows remote access to the machine's drive system. This facilitates maintenance and troubleshooting, to guarantee optimal servicing as required.




## Analysis module

The analysis module and sensors provide information about fine tuning of the machine. This allows optimal adaptation of the machine's performance to the conditions of use.



## Engine speed control

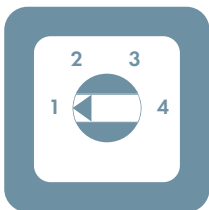
The intelligent control unit regulates the engine speed based on the power demand of the hydraulic motors. The result is optimal performance combined with reduced fuel consumption.



## Inverse ventilation

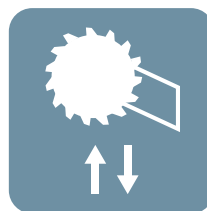
Inverse ventilation, installed as a standard feature, automatically cleans the fan at regular intervals based on the basis of the power requirement. This provides for more user friendliness and longer maintenance intervals.

AVAILABLE AS OPTIONAL EQUIPMENT



## Multi-drive mode

Intuitive operation of the machine's loading, feeding and driving functions is ensured by the multi-drive mode, since the key configuration on the display and multi-function lever adapt to the selected mode. All important functions are integrated in the multi-function armrest.



## Lowering aid


The sensor-controlled lowering aid mechanism of the patented BvL structured roller supports the removal process – optimal removal speed combined with gentle material removal.

# [ SPECIAL FEATURES OF THE V-MIX DRIVE ]

IMPRESSIVE DETAILS AS STANDARD OR OPTIONAL FEATURES



Optional 4-wheel steering allows a very large turning angle for all four wheels, which makes the machine extremely maneuverable.



With all-wheel drive and selectable locking differential, we offer 100 % traction – for extreme terrain conditions.



All BvL self-propelled machines have full suspension. The optional air suspension provides maximum driving comfort, especially on roads



The winter bundle pre-warms critical components such as hydraulic oil, coolant and fuel.

## YOUR CHOICES



4-wheel steering

All-wheel drive

Air springs

Winter bundle

# [ BEST DRIVE FOR BEST FEED ]

STRONG POWER FROM A POWERFUL ENGINE



**FPT N45**

- 174 HP (128 kW) 4-cylinder FPT Industrial diesel engine – 4.5 liter displacement
- Stage 5; diesel oxidation catalytic converter and SCR catalytic converter, diesel particulate filter (DPF)
- Diesel consumption: approx. 8-12 l/h under typical load population



**FPT N67**

- 224 HP (165 kW) 6-cylinder FPT Industrial diesel engine – 6.7 liter displacement
- Stage 5; diesel oxidation catalytic converter and SCR catalytic converter, diesel particulate filter (DPF)
- Diesel consumption: approx. 12-15 l/h under typical load population



**CONVENIENT MAINTENANCE ACCESS**



Get to know the entire spectrum of BvL products:



Your BvL dealer



**Bernard van Lengerich Maschinenfabrik GmbH & Co. KG**  
 Grenzstraße 16 · 48488 Emsbüren · Germany  
 Phone: +49 5903 / 951-0 ■ Fax: +49 5903 / 951-34  
 E-mail: info@bvl-group.de  
[www.bvl-farmtechnology.com](http://www.bvl-farmtechnology.com)

a member of  
  
**BVL GROUP**